

# Quote Loader Extension by Mike Bray Moneydance 2019 to 2022

V9.7

Use at your own risk

This system has been tested on the latest release of Moneydance, 2019-2020-2021-2022

The Quote Loader system has been developed Mike Bray and signed by Infinite Kind (Moneydance) as a safe extension.

## OVERVIEW

[Impatient to start, skip to page 2 or see Quick Start Guide video here](#)

The system provides an end to end solution, obtaining quotes from a choice of sources and entering them into the relevant Currency/Security History window, all from a single window within Moneydance. The system can obtain Security prices, Exchange Rates, Market indices, Cryptocurrency Rates and prices for Cryptocurrency Investments. For UK user's prices are consistent, no switching between Pence and Pounds and back again. Returned prices in Pence will be automatically converted into Pounds before they are entered into the Currency/Security History window. Quotes and/or Securities in a foreign currency are converted into Moneydance's Base Currency automatically. It provides quotes for stocks and funds, from many stock exchanges US, Canada, UK, Europe and Australia to name but a few. The process of obtaining quotes from the selected source is fast and error free.

The system has the following advantages.

- You can see for each security, its Name and Ticker symbol.
- You can see for each security Last Price & Price Date held in the Currency/Security History window.
- You can Select the Source to obtain quotes from.
- You can Get Prices for Exchange Rates and Securities or Exchange Rates only.
- You can determine if you want to get quotes for Securities you no longer hold.
- You can see each quote being returned with its New Price, Trade Date and Trade Currency.
- You can see the percentage change for each security since Last Price obtained.
- You can do a reality check last quote before saving the data to Moneydance.
- You can add a New Price and Trade Date to any security that is not found.
- You can select the securities to be saved to Moneydance, all or selected prices.
- You can test a symbol to check that a price can be returned.
- You can setup Auto Updating based on Daily, Weekly Quarterly, Monthly or Yearly intervals & time.
- You can retrieve history data going back to the last date in a Currency/Security History window.

When running the Quote Loader look under **HELP – ONLINE HELP** for further information. There is no guarantee that the Quote Loader system will continue to operate. Factors outside the developer's control may change and the system will be unable to return quotes. Please do not use the data obtained from the Quote Loader for commercial gain. Users should be aware of these warnings and only use the free Quote Loader system based on the acceptance of these conditions.

For how to set up Market Indices and/or cryptocurrencies in Moneydance see separate PDF.

## Example screen of the Quote Loader interface

**Quote Loader 3046**

Automatic Run Types: Time of Run: At Start Up (Securities) Manual Only Last Run (24/05/2020) Next: 24/05/2021 Help

Reset Auto Run (Currencies) Manual Only Last Run (24/05/2020) Next: 25/05/2020 CSV Settings

☐ Include zero accounts? ☒ Process Currencies Decimal Digits: 4 Export Folder: C:\Users\derek\OneDrive\MONEYDANCE\MoneyDance price CSV Files

Select	Ticker	Exch Mod	Name	Source	Last Price	Price Date	New Price	% chg	Trade Date	Trade Currency	Volume
<input type="checkbox"/>	AAPL		Apple Inc	Yahoo HD	\$124.8500	18/05/2021	125.4300	0.4646	21/05/2021++	USD	79209300
<input type="checkbox"/>	AIR	Paris	Airbus SE	Yahoo HD	€87.7115	12/04/2021	84.8632	-3.2451	24/05/2021++	EUR(98.0600)	202213
<input type="checkbox"/>	GB0033772517		Dimensional Emerging Markets Core Equity Fund GBP Income	FT HD	£42.4600	09/04/2021	41.5000	-2.2810	21/05/2021++	GBP	
<input type="checkbox"/>	IE00B0V9T862		PIMCO Funds: Global High Yield Bond Fund Institutional GBP Hedged Inc	FT HD	£5.8600	09/04/2021	5.8600	0.0000	21/05/2021++	GBP	
<input type="checkbox"/>	IE00B1W56S93		BlackRock iShares Pacific Index Fd Inst Acc USD	FT	£15.5634	08/04/2021	15.8474	1.8248	21/05/2021	USD(21.8100)	
<input type="checkbox"/>	LLOY	LSE	Lloyds Banking Group plc	Yahoo HD	£0.4366	12/04/2021	0.4838	10.8337	24/05/2021++	GBP(48.3912)	25690327
<input type="checkbox"/>	LU0641006290		Global Sovereign Bonds Sterling hedged	FT HD	£28.3900	12/04/2021	27.7737	-2.1708	24/05/2021++	GBX(2.777.3700)	
<input type="checkbox"/>	RY		Royal Bank of Canada	Yahoo	€68.2133	09/04/2021	74.3978	9.0661	21/05/2021	USD(102.3900)	883641
<input type="checkbox"/>	USB-PP		U.S. Bancorp Depository Shares	Yahoo HD	€20.3443	09/04/2021	20.4323	0.4326	21/05/2021++	USD(28.1200)	26149
<input type="checkbox"/>	VHGX		Vanguard Global Equity Fund Investor Shares	Yahoo HD	\$41.0100	09/04/2021	41.2100	0.4877	21/05/2021++	USD	
<input type="checkbox"/>	VOW3	XETRA	Volkswagen AG	Yahoo	€237.2000	12/04/2021	215.9500	-8.8587	21/05/2021	EUR	831909
<input type="checkbox"/>	VTHR		Vanguard Target Retirement 2030 fund	FT HD	£31.0127	09/04/2021	31.0844	0.2312	21/05/2021++	USD(42.7800)	
<input type="checkbox"/>	CAD		Cur:Canadian Dollar	Yahoo HD	1.7253	12/04/2021	1.7041	-1.1948	24/05/2021++	CAD	
<input type="checkbox"/>	EUR		Cur:Euro	Yahoo HD	1.1555	12/04/2021	1.1568	0.1142	24/05/2021++	EUR	
<input type="checkbox"/>	USD		Cur:US Dollar	Yahoo HD	1.3763	12/04/2021	1.4131	2.6773	24/05/2021++	USD	

☐ Click to Select all lines ☒ Include Volume Data ☒ Retrieve missed prices ☒ Override Current Price

Save Selected Values Get Exchange Rates Get Prices Save Parameters Create Prices CSV Close

## Table of Contents

<b>OVERVIEW</b> .....	1
<b>QUOTE LOADER</b> .....	2
<b>INITIAL SETUP</b> .....	3
<b>OBTAINING QUOTE</b> .....	4
Procedure if all Securities & Quotes are in Moneydance's Base Currency .....	4
Export Data. ....	4
Procedure if one or more Securities or Quotes are not in Moneydance's Base Currency. ....	5
<b>FINDING AND USING THE CORRECT SECURITY TICKER SYMBOL.</b> .....	6
<b>RETRIEVING HISTORICAL DATA</b> .....	7
<b>OVERRIDE CURRENT PRICE</b> .....	7
<b>RETURNED PRICE IS ZERO.</b> .....	7
<b>AUTOMATIC UPDATE</b> .....	7
<b>DUPLICATE SECURITIES</b> .....	9

**YouTube Tutorial Videos can be found at:**

**Short Video [here](#)**

**Full Video [here](#)**

**READ THE ENTIRE PDF**

**BEFORE ATTEMPTING TO USE THE QUOTE LOADER.**

**Note:** If you are running a VPN this may slow down Quote Loader, some quotes may be missed or the retrieval of data may fail. If the issue persists try turning off your VPN.

### QUOTE LOADER

Quote Loader is a third-party extension that has been reviewed and signed by Infinite Kind (Moneydance).

As a signed extension Quote Loader can be found under EXTENSIONS – MANAGE EXTENSIONS

Simply click EXTENSIONS – MANAGE EXTENSIONS find Quote loader and click INSTALL.

**Once installed re-start Moneydance** - installation complete.

**Uninstall the Quotes and Exchange Rates Updater extension to Prevent Conflicts!!**

## INITIAL SETUP Make a FILE – EXPORT BACKUP in case thing to not turn out as expected.

Start the extension by selecting “Quote Loader” under EXTENSIONS to give.

**Quote Loader 3046**

Automatic Run Types: At Start Up (Securities) Manual Only Calendar Last Run (24/05/2020) Next: 23/05/2021 Help

Reset Auto Run (Currencies) Manual Only Calendar Last Run (24/05/2020) Next: 25/05/2020 CSV Settings

☐ Include zero accounts? ☒ Process Currencies Decimal Digits: 4 3 Export Folder: C:\Users\derek\OneDrive\MONEYDANCE\MoneyDance price CSV Files

Select	Ticker	Exch Mod	Name	Source	Last Price	Price Date	New Price	% chg	Trade Date	Trade Currency	Volume
<input type="checkbox"/>	AAPL		Apple Inc		\$124.8500	18/05/2021		0.0			
<input type="checkbox"/>	AIR		Airbus SE		€87.7115	12/04/2021		0.0			
<input type="checkbox"/>	GB0033772517		Dimensional Emerging Markets Core Equity Fund GBP Income		£42.4600	09/04/2021		0.0			
<input type="checkbox"/>	IE00B0V9T862		PIMCO Funds: Global High Yield Bond Fund Institutional GBP Hedged Inc	FT HD	£5.8600	09/04/2021		0.0			
<input type="checkbox"/>	IE00B1W56S93		BlackRock iShares Pacific Index Fd Inst Acc USD	FT HD	£15.5634	08/04/2021		0.0			
<input type="checkbox"/>	LLOY	LSE	Lloyds Banking Group plc	Yahoo HD	£0.4366	12/04/2021		0.0			
<input type="checkbox"/>	LU0641006290		Global Sovereign Bonds Sterling hedged	FT HD	£28.3900	12/04/2021		0.0			
<input type="checkbox"/>	RY		Royal Bank of Canada	Yahoo HD	£68.2133	09/04/2021		0.0			
<input type="checkbox"/>	USB-PP		U.S. Bancorp Depository Shares	Yahoo HD	£20.3443	09/04/2021		0.0			
<input type="checkbox"/>	VHGEX		Vanguard Global Equity Fund Investor Shares	Yahoo HD	\$41.0100	09/04/2021		0.0			
<input type="checkbox"/>	VOW3	XETRA	Volkswagen AG	Yahoo	€237.2000	12/04/2021		0.0			
<input type="checkbox"/>	VTHRX		Vanguard Target Retirement 2030 fund	FT HD	£31.0127	09/04/2021		0.0			
<input type="checkbox"/>	CAD		Cur:Canadian Dollar	Yahoo HD	1.7253	12/04/2021		0.0			
<input type="checkbox"/>	EUR		Cur:Euro	Yahoo HD	1.1555	12/04/2021		0.0			
<input type="checkbox"/>	USD		Cur:US Dollar	Yahoo HD	1.3763	12/04/2021		0.0			

☐ Click to Select all lines ☒ Include Volume Data ☒ Retrieve missed prices ☒ Override Current Price

Save Selected Values Get Exchange Rates Get Prices Save Parameters Create Prices CSV Close

NOTE: Mouse hover over a button or most tick boxes to display help tips.

- If “Include zero accounts?” box is ticked then:
  - If a security is assigned to an investment account but has a zero balance then it will appear whether or not it is listed in the Stock Prices section on the Summary Page.
  - If a security is not assigned to an investment account then it will only appear if it is listed in the Stock Prices section on the Summary Page.
- If you wish to update currency exchange rates tick “Process Currencies”. For a currency to be listed under “Ticker” symbols it must be selected in Moneydance to “Show on summary page” under TOOLS – CURRENCIES select currency - EDIT.
- Most securities and currencies are quoted in no more than 4 decimal places but cryptocurrencies require up to 8. Use the “Decimal Digit” dropdown to select the number of decimal places returned.
- In the “source” column change the default “Do not load” as required by selecting a quote source.

Right click (ctrl-click for Mac) on Source heading to open a popup. → **Source**  
 Select the most used Source.

Note: For stocks Yahoo HD also fills in Security Price History window with High/Low Prices. Other source just use with Price.

Then to change an individual source. Click in a source box and use a dropdown to make a selection. →

If you not sure what source to select see [here](#).

- In the “Exch Mod” column, if required, change the default, Blank-Do not use an exchange, selection. Click in an Exch Mod box to open a popup. →  
 Select the Exchange were the Security is traded and click OK.

To select the same exchange for all other securities see [here](#).

If you not sure what Exchange to select see [here](#).

- If you wish to update trade Volume’s tick “Include Volume Data” box.
- If you wish to retrieve data for all dates since the date of the last data stored in a Currency/Security History window, tick “Retrieve missed prices” box. Active only when source is Yahoo HD or FT HD. **Important** see [here](#).
- Override Current Price tick box, see [here](#)
- Click “Save Parameters” - OK. Next time you open the extension all selection will be remembered.

## OBTAINING QUOTE

Make a FILE – EXPORT BACKUP in case things do not turn out as expected.

If not already running start the extension by selecting “Quote Loader” under EXTENSIONS to give.

**Quote Loader 3046**

Automatic Run Types: ☐ At Start Up (Securities) ☐ Manual Only (Currencies) ☐ Manual Only

Time of Run: Last Run (24/05/2020) Next: 23/05/2021

Reset Auto Run: Last Run (24/05/2020) Next: 25/05/2020

☐ Include zero accounts? ☒ Process Currencies Decimal Digits: 4 Export Folder: C:\Users\derek\OneDrive\MONEYDANCE

**++ Denotes History Data Available**

Select	Ticker	Exch Mod	Name	Source	Last Price	Price Date	New Price	% chg	Trade Date	Trade Currency	Volume
<input type="checkbox"/>	AAPL		Apple Inc	Yahoo HD	\$124.8500	18/05/2021	125.4300	0.4646	21/05/2021++	USD	79209300
<input type="checkbox"/>	AIR	Paris	Airbus SE	Yahoo HD	€87.7115	12/04/2021	84.7353	-3.3932	21/05/2021++	EUR(97.9100)	1454579
<input type="checkbox"/>	GB0033772517		Dimensional Emerging Markets Core Equity Fund GBP Income	FT HD	£42.4600	09/04/2021	41.5000	-2.2610	21/05/2021++	GBP	
<input type="checkbox"/>	IE00B0V9T862		PIMCO Funds: Global High Yield Bond Fund Institutional GBP Hedged Inc	FT HD	£5.8600	09/04/2021	5.8600	0.0000	21/05/2021++	GBP	
<input type="checkbox"/>	IE00B1W56S93		BlackRock iShares Pacific Index Fd Inst Acc USD	Yahoo	£15.5634	08/04/2021	0.0				
<input type="checkbox"/>	LLOY	LSE	Lloyds Banking Group plc	Yahoo HD	£0.4366	12/04/2021	0.4847	11.0169	21/05/2021++	GBP(48.4700)	257504751
<input type="checkbox"/>	LU0641006290		Global Sovereign Bonds Sterling hedged	FT HD	£28.3900	12/04/2021	27.7700	-2.1839	21/05/2021++	GBX(2.777.0000)	
<input type="checkbox"/>	RY		Royal Bank of Canada	Do not load	£68.2133	09/04/2021	0.0				
<input type="checkbox"/>	USB-PP		U.S. Bancorp Depository Shares	Yahoo HD	£20.3443	09/04/2021	20.4323	0.4326	21/05/2021++	USD(28.1200)	26149
<input type="checkbox"/>	VHGX		Vanguard Global Equity Fund Investor Shares	Yahoo HD	\$41.0100	09/04/2021	41.2100	0.4877	21/05/2021++	USD	
<input type="checkbox"/>	VOW3	XETRA	Volkswagen AG	Yahoo	€237.2000	12/04/2021	215.9500	-8.9587	21/05/2021	EUR	831909
<input type="checkbox"/>	VTHRX		Vanguard Target Retirement 2030 fund	FT HD	£31.0127	09/04/2021	31.0844	0.2312	21/05/2021++	USD(42.7800)	
<input type="checkbox"/>	CAD		Cur:Canadian Dollar	Yahoo HD	1.7253	12/04/2021	1.7110	-0.8294	21/05/2021++	CAD	
<input type="checkbox"/>	EUR		Cur:Euro	Yahoo HD	1.1555	12/04/2021	1.1602	0.4085	21/05/2021++	EUR	
<input type="checkbox"/>	USD		Cur:US Dollar	Yahoo HD	1.3763	12/04/2021	1.4186	3.0769	21/05/2021++	USD	

☐ Click to Select all lines ☒ Include Volume Data ☒ Retrieve missed prices ☒ Override Current Price

Save Selected Values Get Exchange Rates Get Prices Save Parameters Create Prices CSV Close

**3** Do not tick until step 3.

**4**

**1**

The Moneydance Status Bar at the bottom of the main Moneydance window display the quote data as it is obtained

III AAPL,216.16,USD

**5**

New Price

160.4411
96.3769
3682.0000
66.3300
5.9100
0.0
60.9800
0.0
59.1852
0.0000
0.0000
0.0000

Progress Bar may pause. This is normal.

Status of obtaining quotes in indicated by colour.

- Yellow-Being obtained.
- Green-Obtained.
- Original colour-Do not load.
- Red-Not found.

## Procedure if all Securities & Quotes are in Moneydance's Base Currency

1. Click “Get Prices” button and when progress bar reaches 100% click OK.
2. If security is returned in Red or original colour, with a zero price, see [here](#)
3. Tick the “Click to Select all lines” box or individual tick boxes to Select the values to be saved.
4. Click “Save Selected Values”, click OK button OR click “Close” to cancel Save.
5. Close the window.

You can open a Currency/Security History window by double clicking on a Ticker at any time, before/after New Data is Saved. You can edit data in this window which will take immediate effect in Moneydance, but not in Quote Loader until it is restarted.

Note: To obtain exchange rate only, tick Process Currencies, set Source for currencies and click Get Exchange Rates.

## Export Data.

If you so require you can export the data obtained to a CSV file. The menu EXPORT ON SAVE, EXPORT ON AUTO RUN (tick as required) and CHOOSE FOLDER for the exported CSV file.

Or you can use the **Create Prices CSV** button once you have chosen a folder and made a selection of the lines to be saved. Note: Create Prices CSV button does not save data to Moneydance.

File name format is priceexportyyyymmddhhmmss.csv

allows you to

CSV Settings

☐ Export on Save

☐ Export on Auto Run

Choose Folder

	A	B	C	D	E
1	Ticker	Name	Price	Date	Volume
2	AAPL	Apple Inc	120.4072117	16/01/2019	173710
3	AIR	Airbus SE	80.41766215	17/01/2019	551260
4	LLOY	Lloyds Banking Group plc	0.561	17/01/2019	59450000
5	PHIA	Royal Philips	27.34271303	17/01/2019	619230
6	CAD	Canadian Dollar	1.7164	17/01/2019	0
7	EUR	Euro	1.1322	17/01/2019	0
8	USD	US Dollar	1.2911	17/01/2019	0

## File Format

Note: The decimal separator used in the CSV file is always a "." period.

## Procedure if one or more Securities or Quotes are not in Moneydance's Base Currency.

A. If Moneydance Base Currency is different from one or more securities/quote source currencies.

Example: Base Currency GBP. The security Volkswagen in TOOLS–SECURITIES–Volkswagen set to Euro.

Quote for Volkswagen obtained from the source are in Euro's.

Select	Ticker	Exch Mod	Name	Source	Last Price	Price Date	New Price	% chg	Trade Date	Trade Currency	Volume
<input type="checkbox"/>	VOW3	XETRA	Volkswagen AG	Yahoo	€237.2000	12/04/2021	215.9500	-8.9587	21/05/2021	EUR	831909

B. If one or more quotes are not in the currency of the security set in Moneydance.

Example The security BlackRock... In TOOLS–SECURITIES–BlackRock.. set to GBP. Quote for BlackRock.. obtained from the source are in USD. Base Currency is GBP.

Select	Ticker	Exch Mod	Name	Source	Last Price	Price Date	New Price	% chg	Trade Date	Trade Currency	Volume
<input type="checkbox"/>	IE00B1W56S93		BlackRock iShares Pacific Index Fd Inst Acc USD	FT	£15.5634	08/04/2021	15.8764	2.0111	20/05/2021	USD(21.8500)	

Note: Currency difference £ symbol in Last Price column and Source value in USD in Trade Currency Column.

For the correct prices to be entered into Moneydance the process is in two stages.

- First stage.  
Obtain and save the exchange rates.  
In these example EUR and USD. In case A the exchange rate is used to convert the price in the Currency/Security History window to the Base Currency used in other areas of Moneydance. In case B the exchange rate is used in the second stage to convert the source quote price into the Base Currency before entering the value into the New Price column. In the BlackRock.. example the New Price will be converted from USD to GBP using the Last Price USD Currency Exchange Rate.
- Second stage.  
Obtain and save quotes.

Currency conversion. The process involves using a Currency Exchange Rate to perform a currency conversion. For each security the system tries to use the exchange rate date that is the same as the security Trade Date. If this does not exist it looks into the past to find the first available exchange rate. This works well unless the exchange rate it finds is so out of date which would result in an inaccurate currency conversion. To ensure this does not happen set the Currency Exchange Rate source to Yahoo HD to retrieve a Currency Exchange Rate History. This way the conversion will be accurate.

The process steps are as follows: -

- Ensure the "Process Currencies" box is ticked.
- Ensure Currency Exchange Rate source is Yahoo HD and that the "Retrieve missed prices" box is ticked.
- Click "Get Exchange Rates" button. When process is complete click OK.
- Tick the boxes to select the exchange rates to be saved.
- Click "Save selected values" button, click OK.
- Click "Get Prices" button. When process is complete click OK.
- If security is returned in Red or original colour, with a zero price, see [here](#).
- Tick the "Click to Select all lines" box or individual tick boxes to select the values to be saved. It's OK to save Exchange Rates again.
- Click "Save Selected Values" button.



## FINDING AND USING THE CORRECT SECURITY TICKER SYMBOL.

The first step is to determine which source you intend to use to obtain a quote for each security. It's possible one source will cover all your needs. Or it could be you need to use a mix of sources to find quotes for all your securities. Yahoo and FT provide current prices. During trading these sources provide a delayed current price, after trading a closing price. Yahoo/FT HD can provide historical data, see [here](#)

Ticker symbols are unique within an exchange, but are not unique across all exchanges. For example, GE is a valid Ticker Symbol and both sources will return the same price, the price for General Electric in the US. However, GE is also the Ticker Symbol for Gefran SpA. and is traded on the Milan exchange and requires an exchange code. For FT GE.MIL for Yahoo GE:MI. General Electric is traded on a number of stock exchanges other than the US, Australia, Chile and Switzerland, each trading in a local currency. So, in such cases you must check that the Trade Currency and Price returned matches your expectations and if necessary, add an exchange code or select an exchange (Exch Mod) that results in the required outcome.

The Ticker symbol and stock exchange separator is “.” for Yahoo and “:” for FT. FT also supports some Yahoo “.” exchange codes.

Example. Apple Inc does not require an exchange code just use “APPL” for both sources. Airbus requires a “.PA” (AIR.PA) when the source is Yahoo, but a “:PAR” for FT (AIR:PAR). FT also supports (AIR.PA).

To help you determine the correct Ticker symbol and if required exchange code use

<https://markets.ft.com/data/equities>

<https://uk.finance.yahoo.com/lookup>

In both cases enter the security name or the Ticker symbol itself, start with the Ticker symbol alone, to determine if it is recognised and if it requires an exchange code.

There are two ways the handle exchange codes.

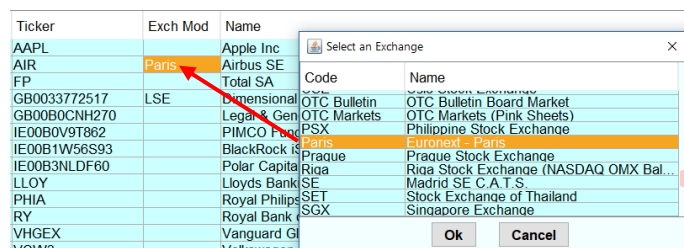
1. When a source requires that the Ticker symbols has an exchange code enter then both under Moneydance TOOLS – SECURITIES. Example, if you have decided to use FT enter AIR:PAR or for Yahoo AIR.PA. Then set Exch Mod box to Blank - Do not use an exchange. This method should be used if you intend to have holdings that use same the Ticker on different exchanges a) for the same stock in different currencies b) same Ticker used for stock in a different company.
2. A more flexible approach is to only include the Ticker symbol under TOOLS – SECURITIES and use the Exch Mod column to add the exchange code automatically to the Ticker symbol. This way when you change sources the exchange code is changed automatically. There is no need to change the Ticker symbol under TOOLS – SECURITIES.

Double clicking in a Exch Mod box opens an exchange selection menu. Click OK once a selection is made.

Highlight a Exch Mod box, right click (ctrl-click for Mac) to open a menu. One of the selections is “Set all exchanges to”. In the example this is Paris. Clicking on this sets all securities to have the Exch Mod of Paris.

You can then set any individual securities Exch Mod box to the required exchange by double clicking it.

Ticker	Exch Mod	Name	Source
AAPL		Apple Inc	FT
AIR	Paris	Test AIR:PAR	FT
FP		Copy AIR:PAR	FT
GB0033772517	LSE	Set all exchanges to Paris	Yahoo
GB00B0CNH270		Set all exchanges to Paris	FT



To Test or Copy the Ticker symbol plus exchange code, if any, highlight, right click (ctrl-click for Mac) on an Exch Mod box and then select as required.

Be aware for a given security there are cases where the Ticker symbol changes, so to change sources you will still have to edit the Ticker symbol under TOOLS – SECURITIES. For securities that use the ISIN identifier e.g. GB0033772517 the two sources handle them differently. For FT select Blank - Do not use an exchange. For Yahoo select the appropriate exchange. Sometimes, the ticker is completely different for the same security.

## RETRIEVING HISTORICAL DATA

The purpose of this feature is to retrieve data going back to the last date entry in a Currency/Security History window. If you last ran Quote Loader on 27th May and you are now running on 2nd June Quote Loader will load the prices for the 28th May to the 2nd June, if they are available. It will not fill in any gaps before 27<sup>th</sup> May. Does not overwrite your existing history. Yahoo HD (Historical Data) can retrieve data going back about 1 years, FT HD about 28 days, if available. “++” after the Trade Date denotes history has been retrieved. FT HD does not support historical data for Stocks, only Funds, nor does it support Exchange Rates. If the source Yahoo or FT is selected the “Retrieve missed prices” box has no effect. Only data for the most recent available date is retrieved. The only way to fill gaps is to remove data from the Security History window before the gaps and run Quote Loader remembering the time limit on data that can be retrieved. Do an EXPORT BACKUP first in case the results are not as intended.

## OVERRIDE CURRENT PRICE

The Current Price/Rate for a Security/Currency under TOOLS – SECURITIES/CURRENCIES has a hidden date. This date is set when the Current Price/Rate is updated. For example, if a Security Current Price is manually changed the hidden date assumes the date of the change. If the Trade Date obtained by Quote Loader precedes the Current Price hidden date the Current Price is not updated to match the new Dated Price. The last Dated Price and the Current Price will be different. However, by ticking the Override Current Price box the Current Price will be updated to the Quote Loader New Price regardless of the Current Price hidden date which itself will be reset to the date of the last Dated Price. The same is true for Currency Rates. The user can select which scenario to use.

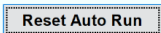
## RETURNED PRICE IS ZERO.

There could be two reasons why a quote is returned as a zero.

1. The Ticker symbol for the quote is incorrect for the quote source used. See [here](#).
2. You have tried all quote sources and none supports the quote or you have selected “Do not load quote”. In these cases, you will need to obtain a price from another source and enter it manually in to the associated “New Price” box. Double click on the box. Swipe over the existing value and enter the new value. Note: % chg only updates after Enter & move to new box. Then enter a Trade Date. Default date today’s date, edit as required. Clicking again in the edit mode will open a calendar.

## AUTOMATIC UPDATE

This feature will update your exchange rates and securities in the background without the need to open the Quote Loader extension. You can set the frequency of updates independently for exchange rates and Securities. Updates can be set to Daily, Weekly, Monthly, Quarterly or Yearly. The feature Retrieve Missed Prices can also be activated, see [here](#). You can use the associated calendar to set first day/date as appropriate. You can set the automatic update run at a specified time or just at start-up. A “Time of Run” Automatic Update will occur on the due date whilst Moneydance is open. On automatic update you will notice the update occurring in the background by quotes appearing in the status line at the bottom of the Moneydance window. If on opening Moneydance it is detected you have missed a due date/time the update will start. The Next Run date will increment after each update. The parameters used for the updates are those you saved when clicking the Save Parameter button. Before using this feature make sure you are happy with the quotes you are getting when using the Get Prices button, you want get to check the values that will be saved in automatic operation. If there is an error obtaining quote a message appears and the offending Price Date turns red with an asterisk. If you have securities or quotes that are not in the Base Currency then to prevent currency conversion errors it’s a good idea to set currency updates to daily. For background read the paragraph Currency conversion [here](#).

Once you have completed the setup below click the  button so that Quote Loader accepts the changes. Then close Quote Loader, but leave Moneydance and your computer running or make sure Moneydance is running at the set update time.

## RUN TYPE DROPDOWN

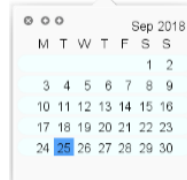
### DAILY

Daily



Last Run (24/09/2018) Next

25/09/2018



Click in box to open the calendar to set the start date results in the message “Set the ‘Next Run Date’ you wish Automatic Running to start. It will run daily from then on.

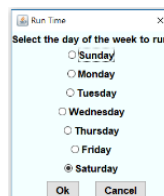
### WEEKLY

Weekly



Last Run (24/09/2018) Next

29/09/2018



Results in the “Select the day of the week to run” window opening.

Make a selection and Click OK. Click in the Next date box to open a calendar and select the date you wish Automatic Running to start. The selection should be the same day of the week.

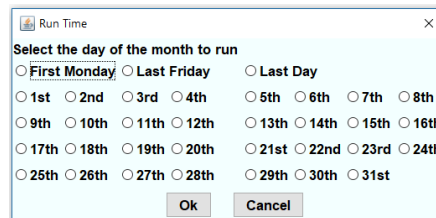
### MONTHLY

Monthly



Last Run (24/09/2018) Next

30/09/2018



Results in the “Select the day of the month to run” window opening.

Make a selection and Click OK.

Click in the Next date box to open a calendar and select the date you wish Automatic Running to start. The selection should be the same date.

If there are insufficient days in a month, e.g. you set the date to 30th and run it in February, the last day of the month will be used.

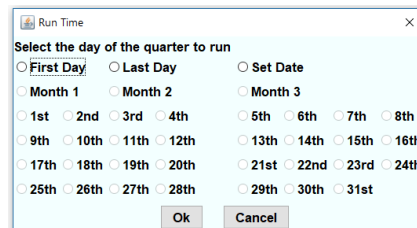
### QUARTERLY

Quarterly



Last Run (24/09/2018) Next

01/10/2018



Results in the “Select the day of the quarter to run” window opening.

Make a selection and Click OK.

Click in the Next date box to open a calendar and select the date you wish Automatic Running to start. The selection should be the same date within a quarter.

If there are insufficient days in a month, e.g. you set the date to 30th and run it in February, the last day of the month will be used.

### YEARLY

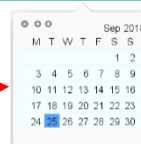
Yearly



Last Run (24/09/2018) Next

01/10/2018

Click in box to open the calendar to set the start date.



Results in the message “Set the ‘Next Run Date’ to the date you wish Automatic Running to start.

It will run on the same day each year.



## UPDATE TIME

Click on "Time of Run" dropdown and select update time.

With Moneydance open, but Quote Loader closed, an Automatic Update will occur at the set time or At Start Up on the date programmed in the selections above.


Time of Run **At Start Up** ▼

09:00  
11:00  
13:00  
15:00  
17:00  
19:00  
21:00  
22:00

If Moneydance is opened and the due Time of Run, on the due date has passed, Automatic Update will start.

After you make any changes to the Auto Run settings click the **Reset Auto Run** button so that Quote Loader accepts the changes. If the changes result in Quote Loader wanting to do an Auto Run immediately, the following message appears.

Close Window X

 Quote Loader is trying to run an Automatic update. Do you wish to close this window to allow it to run

**Yes** No

If you click NO, another Auto Run will be attempted at the next available "Time of Run" time.

## DUPLICATE SECURITIES

Normally in Moneydance you should not use the same Ticker Symbol in more than one Security. You set up one Security and add this to each Investment Account under SECURITY DETAIL window ADD SECURITY button. If you have Duplicate Securities Quote Loader will only list one and hence only one will be updated. Some Financial Institutions in there downloads, when the same Security exists in more than one Investment Account, indicate to which account the data should be routed by adding an extra identifier. These identifiers are in addition to the Ticker and are not normally visible to the user. They can't be found for example in the Security History window for a Security under TOOLS – SECURITIES. To handle this situation Moneydance automatically creates a Duplicate Security under TOOLS – SECURITIES which contains this hidden identifier. This creates in Quote Loader terms a Duplicate Security. In these cases, the user must manually add an extension to the Duplicate Security Ticker Symbol using the # symbol. Example, there are three securities all using the Ticker AAPL. Under TOOLS - SECURITIES edit any two duplicates to add an extension to the Ticker Symbol. This gives AAPL#1 and AAPL#2 so each has a uniquely identified plus the unedited Security with the Ticker AAPL which becomes the Primary. Optional, you can add the identifier to security name to distinguish between duplicates in reports. In Quote Loader all three Securities will be listed but only the Primary will be enabled to set a source and exchange. However, on Save Selected Values all ticked data lines will be entered into their respective Security History windows. Thus, solving the Duplicate Security problem.

NOTE: All Duplicate Securities must be in the same currency. Rules relating to retrieving historical data flows from the Primary Security. If you add a Duplicate Security and run Quote Loader using a HD source the data filled into the Duplicate Security History window will only contain data retried for the Primary Security. It will not show the historical data retried on previous Quote Loader runs. Further information on retrieving historical data see [here](#).

**Quote Loader 3046**

Automatic Run Types Time of Run **At Start Up** (Securities) **Manual Only** Last Run (26/08/2021) Next 27/08/2021 **Help**

**Reset Auto Run** (Currencies) **Manual Only** Last Run (26/08/2021) Next 27/08/2021 **CSV Settings**

☒ Include zero accounts? ☐ Process Currencies Decimal Digits **4** Export Folder : C:\Users\derek\OneDrive\MONEYDANCE\MoneyDance price CSV Files

Select	Ticker	Exch Mod	Name	Source	Last Price	Price Date	New Price	% chg	Trade Date	Trade Currency	Volume
<input type="checkbox"/>	AAPL		Apple Inc	Yahoo HD	\$149.1000	13/08/2021	148.2950	-0.5389	27/08/2021++	USD	29376789
<input type="checkbox"/>	AAPL#1		Apple Inc	Copy from primary	\$150.1900	17/08/2021	148.2950	-1.2617	27/08/2021++	USD	29376789
<input type="checkbox"/>	AAPL#2		Apple Inc	Copy from primary	\$151.1200	16/08/2021	148.2950	-1.8694	27/08/2021++	USD	29376789

☐ Click to Select all lines ☒ Include Volume Data ☒ Retrieve missed prices ☒ Override Current Price

**Save Selected Values** **Get Exchange Rates** **Get Prices** **Save Parameters** **Create Prices CSV** **Close**

HAVE FUN *Derek Kent*